








Oak Trees Multi-Academy Trust Performance Data 2022-2023

Key Stage 2 SATS and Teacher Assessments

	National Average	Brackenwood Juniors 	Church Drive 	Egremont Primary 	Greasby Juniors 	Great Meols 	Poulton Lancelyn 	Stanton Road 
Reading Expected Standard +	73%	76%	74%	67%	84%	91%	88%	73%
Reading Higher Standard	29%	28%	29%	17%	45%	48%	48%	31%
Writing Expected Standard +	71%	71%	74%	67%	81%	85%	86%	58%
Writing Higher Standard	13%	12%	5%	4%	18%	15%	24%	9%
Maths Expected Standard +	73%	66%	76%	72%	85%	89%	95%	84%
Maths Higher Standard	24%	25%	19%	15%	24%	40%	47%	16%
Reading, Writing and Maths Expected Standard +	59%	59%	60%	59%	71%	80%	83%	53%
Reading, Writing and Maths Higher Standard	8%	9%	5%	2%	8%	12%	19%	7%
Reading Progress Measure		+1.22	+1.09	+2.30	+1.65	+1.84	+2.7	+0.31
Writing Progress Measure		+0.75	+0.31	+0.17	+1.51	-0.17	+2.4	-1.41
Maths Progress Measure		+0.63	+1.41	+3.26	+0.95	+1.51	+3.5	+0.16